

**UNITED STATES
SECURITIES AND EXCHANGE COMMISSION**

Washington, DC 20549

FORM 8-K

CURRENT REPORT

Pursuant to Section 13 or 15(d) of the Securities Exchange Act of 1934

August 19, 2008

Date of Report (Date of earliest event reported)

<u>Commission File Number</u>	<u>Exact Name of Registrant as Specified in Its Charter; State of Incorporation; Address of Principal Executive Offices; and Telephone Number</u>	<u>IRS Employer Identification Number</u>
1-16169	EXELON CORPORATION (a Pennsylvania corporation) 10 South Dearborn Street P.O. Box 805379 Chicago, Illinois 60680-5379 (312) 394-7398	23-2990190
333-85496	EXELON GENERATION COMPANY, LLC (a Pennsylvania limited liability company) 300 Exelon Way Kennett Square, Pennsylvania 19348-2473 (610) 765-5959	23-3064219

Check the appropriate box below if the Form 8-K filing is intended to simultaneously satisfy the filing obligation of the registrant under any of the following provisions:

- Written communications pursuant to Rule 425 under the Securities Act (17 CFR 230.425)
- Soliciting material pursuant to Rule 14a-12 under the Exchange Act (17 CFR 240.14a-12)
- Pre-commencement communications pursuant to Rule 14d-2(b) under the Exchange Act (17 CFR 240.14d-2(b))
- Pre-commencement communications pursuant to Rule 13e-4(c) under the Exchange Act (17 CFR 240.13e-4(c))

Section 7 – Regulation FD

Item 7.01. Regulation FD Disclosure.

On August 20 and 21, 2008, Exelon Corporation (Exelon) will participate in meetings with investors. Attached as Exhibit 99.1 to this Current Report on Form 8-K is the investor handout to be used at the meetings.

Section 9 – Financial Statements and Exhibits

Item 9.01. Financial Statements and Exhibits.

(d) *Exhibits.*

<u>Exhibit No.</u>	<u>Description</u>
99.1	Investor handout

* * * * *

This combined Form 8-K is being furnished separately by Exelon and Exelon Generation Company, LLC (Registrants). Information contained herein relating to any individual Registrant has been furnished by such Registrant on its own behalf. No Registrant makes any representation as to information relating to any other Registrant.

This Current Report includes forward-looking statements within the meaning of the Private Securities Litigation Reform Act of 1995, that are subject to risks and uncertainties. The factors that could cause actual results to differ materially from these forward-looking statements include those discussed herein as well as those discussed in (1) Exelon's 2007 Annual Report on Form 10-K in (a) ITEM 1A. Risk Factors, (b) ITEM 7. Management's Discussion and Analysis of Financial Condition and Results of Operations and (c) ITEM 8. Financial Statements and Supplementary Data: Note 19; (2) Exelon's Second Quarter 2008 Quarterly Report on Form 10-Q in (a) Part II, Other Information, ITEM 1A. Risk Factors and (b) Part I, Financial Information, ITEM 1. Financial Statements: Note 12; and (3) other factors discussed in filings with the Securities and Exchange Commission by the Registrants. Readers are cautioned not to place undue reliance on these forward-looking statements, which apply only as of the date of this Current Report. None of the Registrants undertakes any obligation to publicly release any revision to its forward-looking statements to reflect events or circumstances after the date of this Current Report.

SIGNATURES

Pursuant to the requirements of the Securities Exchange Act of 1934, each Registrant has duly caused this report to be signed on its behalf by the undersigned hereunto duly authorized.

EXELON CORPORATION
EXELON GENERATION COMPANY, LLC

/s/ Matthew F. Hilzinger

Matthew F. Hilzinger

Senior Vice President and Chief Financial Officer
Exelon Corporation

August 19, 2008

EXHIBIT INDEX

<u>Exhibit No.</u>	<u>Description</u>
99.1	Investor handout

Sustainable value

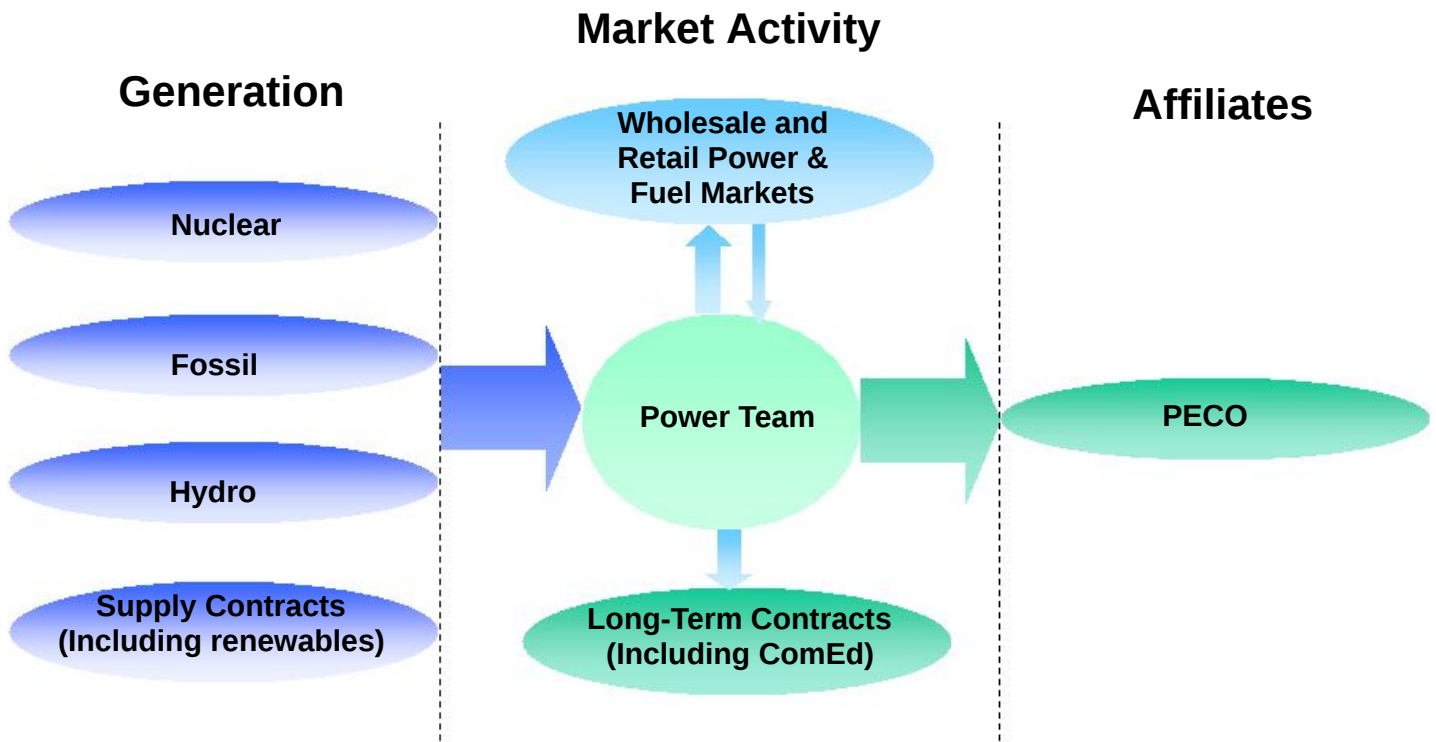


**Investor Meetings
August 20-21, 2008**

Confidential

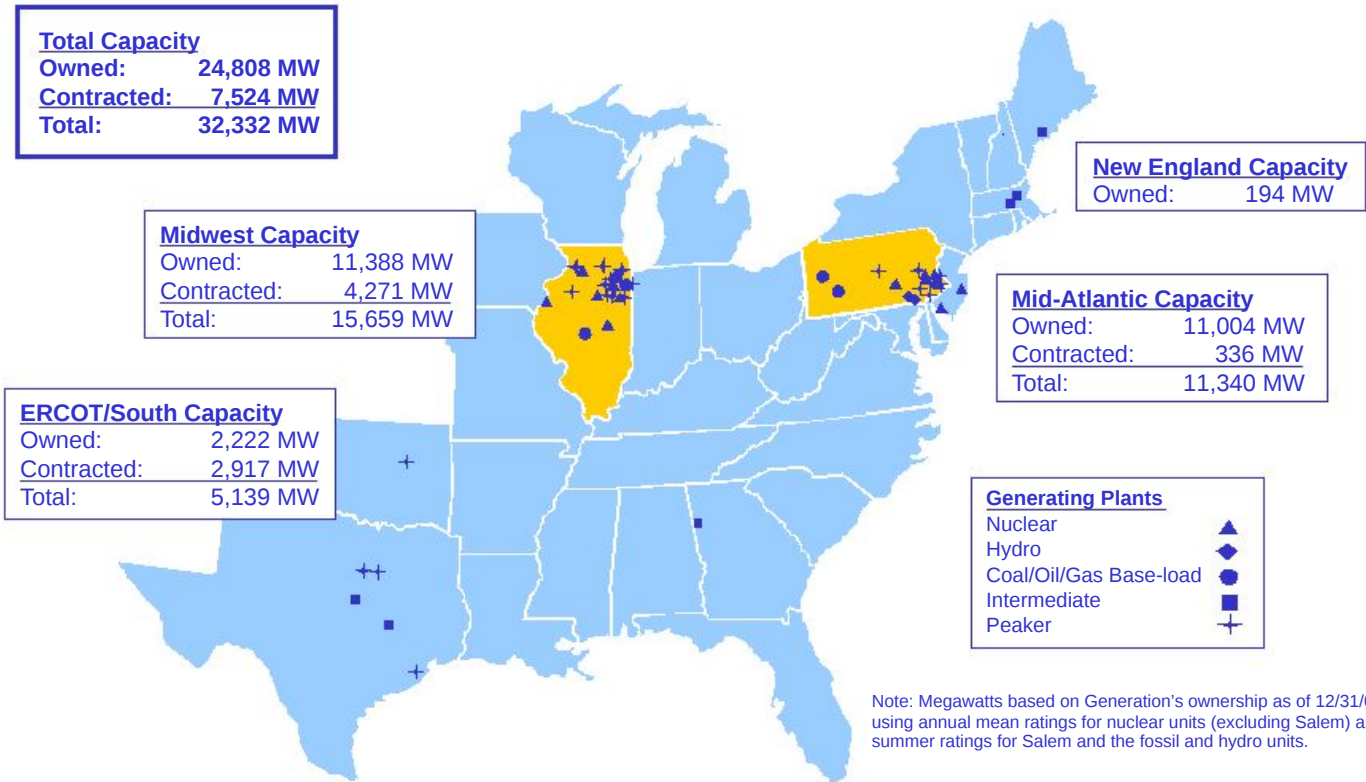
This presentation includes forward-looking statements within the meaning of the Private Securities Litigation Reform Act of 1995, that are subject to risks and uncertainties. The factors that could cause actual results to differ materially from these forward-looking statements include those discussed herein as well as those discussed in (1) Exelon's 2007 Annual Report on Form 10-K in (a) ITEM 1A. Risk Factors, (b) ITEM 7.

Management's Discussion and Analysis of Financial Condition and Results of Operations and (c) ITEM 8. Financial Statements and Supplementary Data: Note 19; (2) Exelon's Second Quarter 2008 Quarterly Report on Form 10-Q in (a) Part II, Other Information, ITEM 1A. Risk Factors and (b) Part I, Financial Information, ITEM 1. Financial Statements: Note 12; and (3) other factors discussed in filings with the Securities and Exchange Commission by Exelon Corporation and Exelon Generation Company, LLC (Companies). Readers are cautioned not to place undue reliance on these forward-looking statements, which apply only as of the date of this presentation. None of the Companies undertakes any obligation to publicly release any revision to its forward-looking statements to reflect events or circumstances after the date of this presentation.



Power Team manages the interaction between the generation portfolio and the wholesale and retail markets in order to reduce risk and optimize Exelon Generation profitability.

Multi-Regional Generation

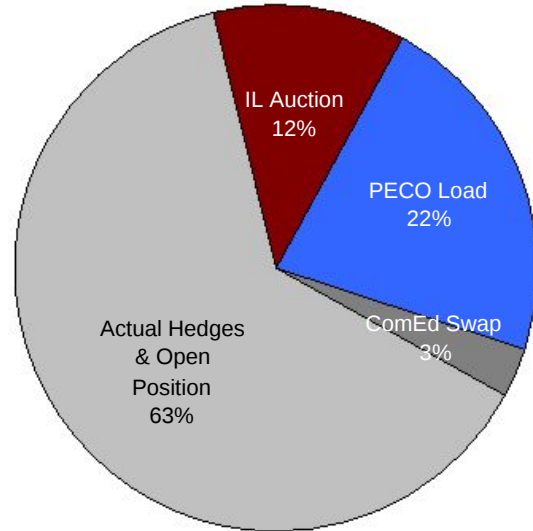


Note: Megawatts based on Generation's ownership as of 12/31/07, using annual mean ratings for nuclear units (excluding Salem) and summer ratings for Salem and the fossil and hydro units.

2008 Expected Total Sales (GWh) ⁽¹⁾

2008 Expected Total Supply (GWh) ⁽¹⁾

Nuclear	138,100
Fossil & Hydro ⁽²⁾	33,800
Forward & Spot Purchases	17,400
Total	189,300



The value of our portfolio resides in our nuclear fleet

(1) As published at Exelon's 12/19/07 Investor Conference.

(2) Includes purchases related to long-term contracts.

Power Team employs commodity hedging strategies to optimize Exelon Generation's earnings:

- Maintain length for opportunistic sales
- Use cross commodity option strategies to enhance hedge activities
- Time hedging around view of market fundamentals
- Supplement portfolio with load following products
- Use physical and financial fuel products to manage variability in fossil generation output

Financial Hedging Range⁽¹⁾

Prompt Year (2008)	Second Year (2009)	Third Year (2010)
Target Ranges		
90% - 98%	70% - 90%	50% - 70%
Current Position		
~96%	Top of range	Above the range*

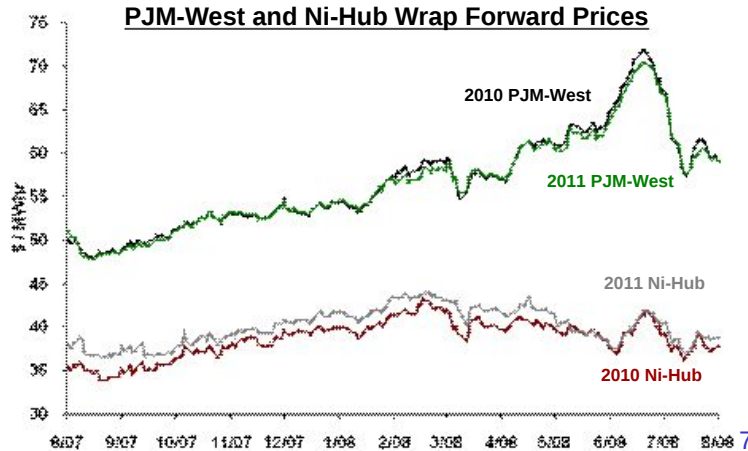
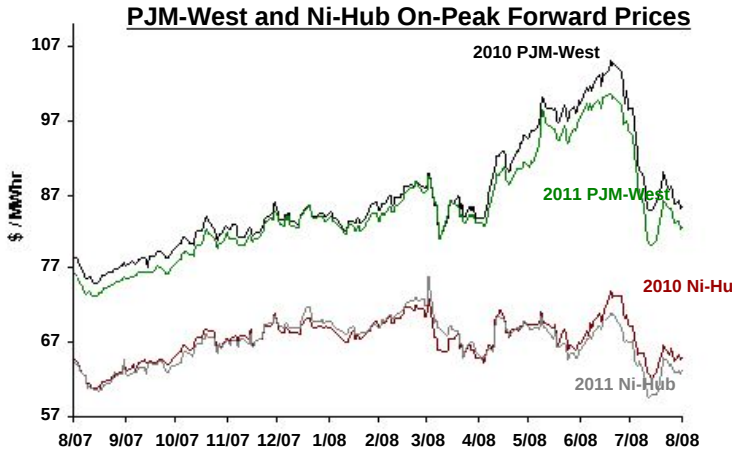
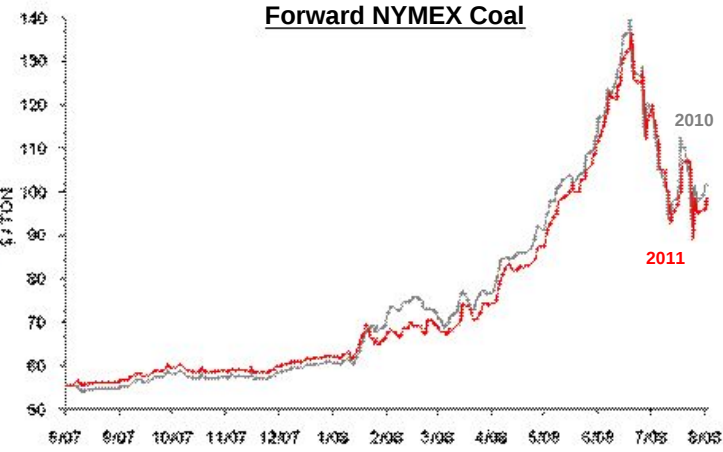
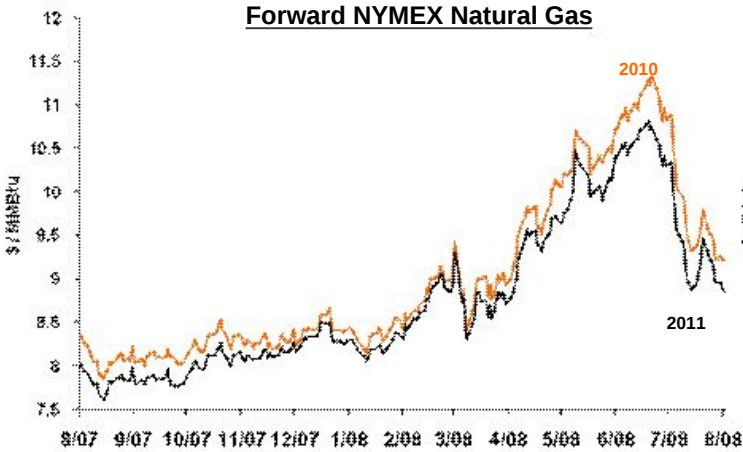
* Due to ComEd financial swap

Flexibility in our targeted financial hedge ranges allows us to be opportunistic while mitigating downside risk

(1) Percent financially hedged is our estimate of the gross margin that is hedged at a 95% confidence level given the current assessment of market volatility. The formula is the gross margin at the 5th percentile / expected gross margin.

Market Price Snapshot

Rolling 12 months, as of August 14, 2008. Source: OTC quotes and electronic trading system. Quotes are daily.



Market Price Snapshot

Rolling 12 months, as of August 14, 2008. Source: OTC quotes and electronic trading system. Quotes are daily.

