

**UNITED STATES
SECURITIES AND EXCHANGE COMMISSION**

Washington, DC 20549

FORM 8-K

**CURRENT REPORT
Pursuant to Section 13 or 15(d)
of the Securities Exchange Act of 1934**

**September 28, 2015
Date of Report (Date of earliest event reported)**

Commission File Number	Exact Name of Registrant as Specified in Its Charter; State of Incorporation; Address of Principal Executive Offices; and Telephone Number	IRS Employer Identification Number
1-16169	EXELON CORPORATION (a Pennsylvania corporation) 10 South Dearborn Street P.O. Box 805379 Chicago, Illinois 60680-5379 (800) 483-3220	23-2990190
333-85496	EXELON GENERATION COMPANY, LLC (a Pennsylvania limited liability company) 300 Exelon Way Kennett Square, Pennsylvania 19348-2473 (610) 765-5959	23-3064219
1-1839	COMMONWEALTH EDISON COMPANY (an Illinois corporation) 440 South LaSalle Street Chicago, Illinois 60605-1028 (312) 394-4321	36-0938600
000-16844	PECO ENERGY COMPANY (a Pennsylvania corporation) P.O. Box 8699 2301 Market Street Philadelphia, Pennsylvania 19101-8699 (215) 841-4000	23-0970240
1-1910	BALTIMORE GAS AND ELECTRIC COMPANY (a Maryland corporation) 2 Center Plaza 110 West Fayette Street Baltimore, Maryland 21201-3708 (410) 234-5000	52-0280210

Check the appropriate box below if the Form 8-K filing is intended to simultaneously satisfy the filing obligation of the registrant under any of the following provisions:

- Written communications pursuant to Rule 425 under the Securities Act (17 CFR 230.425)
- Soliciting material pursuant to Rule 14a-12 under the Exchange Act (17 CFR 240.14a-12)
- Pre-commencement communications pursuant to Rule 14d-2(b) under the Exchange Act (17 CFR 240.14d-2(b))
- Pre-commencement communications pursuant to Rule 13e-4(c) under the Exchange Act (17 CFR 240.13e-4(c))

Section 7 — Regulation FD

Item 7.01. Regulation FD Disclosure.

On September 29, 2015, Exelon Corporation will participate in the Wolfe Research Conference. Attached as Exhibit 99.1 to this Current Report on Form 8-K are the presentation slides to be used at the conference.

Section 9 – Financial Statements and Exhibits

Item 9.01. Financial Statements and Exhibits.

(d) *Exhibits.*

<u>Exhibit No.</u>	<u>Description</u>
99.1	Presentation Slides

* * * * *

This combined Form 8-K is being furnished separately by Exelon, Exelon Generation Company, LLC, Commonwealth Edison Company, PECO Energy Company, and Baltimore Gas and Electric Company (Registrants). Information contained herein relating to any individual Registrant has been furnished by such Registrant on its own behalf. No Registrant makes any representation as to information relating to any other Registrant.

This report contains certain forward-looking statements within the meaning of the Private Securities Litigation Reform Act of 1995, that are subject to risks and uncertainties. The factors that could cause actual results to differ materially from the forward-looking statements made by Exelon Corporation, Commonwealth Edison Company, PECO Energy Company, Baltimore Gas and Electric Company and Exelon Generation Company, LLC (Registrants) include those factors discussed herein, as well as the items discussed in (1) Exelon's 2014 Annual Report on Form 10-K in (a) ITEM 1A. Risk Factors, (b) ITEM 7. Management's Discussion and Analysis of Financial Condition and Results of Operations and (c) ITEM 8. Financial Statements and Supplementary Data: Note 22; (2) Exelon's Second Quarter 2015 Quarterly Report on Form 10-Q in (a) Part II, Other Information, ITEM 1A. Risk Factors; (b) Part 1, Financial Information, ITEM 2. Management's Discussion and Analysis of Financial Condition and Results of Operations and (c) Part I, Financial Information, ITEM 1. Financial Statements: Note 19; and (3) other factors discussed in filings with the SEC by the Registrants. Readers are cautioned not to place undue reliance on these forward-looking statements, which apply only as of the date of this report. None of the Registrants undertakes any obligation to publicly release any revision to its forward-looking statements to reflect events or circumstances after the date of this report.

SIGNATURES

Pursuant to the requirements of the Securities Exchange Act of 1934, each Registrant has duly caused this report to be signed on its behalf by the undersigned hereunto duly authorized.

EXELON CORPORATION

/s/ Jonathan W. Thayer

Jonathan W. Thayer
Senior Executive Vice President and Chief Financial Officer
Exelon Corporation

EXELON GENERATION COMPANY, LLC

/s/ Bryan P. Wright

Bryan P. Wright
Senior Vice President and Chief Financial Officer Exelon
Generation Company, LLC

COMMONWEALTH EDISON COMPANY

/s/ Joseph R. Trpik, Jr.

Joseph R. Trpik, Jr.
Senior Vice President, Chief Financial Officer and Treasurer
Commonwealth Edison Company

PECO ENERGY COMPANY

/s/ Phillip S. Barnett

Phillip S. Barnett
Senior Vice President, Chief Financial Officer and
Treasurer
PECO Energy Company

BALTIMORE GAS AND ELECTRIC COMPANY

/s/ David M. Vahos

David M. Vahos
Vice President, Chief Financial Officer and Treasurer
Baltimore Gas and Electric Company

September 28, 2015

EXHIBIT INDEX

<u>Exhibit No.</u>	<u>Description</u>
99.1	Presentation Slides

Wolfe Research Power and Gas Leaders Conference

September 29, 2015

Joe Nigro

Executive Vice President, Exelon
CEO, Constellation



Cautionary Statements Regarding Forward-Looking Information

This report contains certain forward-looking statements within the meaning of the Private Securities Litigation Reform Act of 1995, that are subject to risks and uncertainties. The factors that could cause actual results to differ materially from the forward-looking statements made by Exelon include those factors discussed herein, as well as the items discussed in (1) Exelon's 2014 Annual Report on Form 10-K in (a) ITEM 1A. Risk Factors, (b) ITEM 7. Management's Discussion and Analysis of Financial Condition and Results of Operations and (c) ITEM 8. Financial Statements and Supplementary Data: Note 22; (2) Exelon's Second Quarter 2015 Quarterly Report on Form 10-Q in (a) Part II, Other Information, ITEM 1A. Risk Factors; (b) Part 1, Financial Information, ITEM 2. Management's Discussion and Analysis of Financial Condition and Results of Operations and (c) Part I, Financial Information, ITEM 1. Financial Statements: Note 19; and (3) other factors discussed in filings with the SEC by Exelon and Generation. Readers are cautioned not to place undue reliance on these forward-looking statements, which apply only as of the date of this report. Exelon does not undertake any obligation to publicly release any revision to its forward-looking statements to reflect events or circumstances after the date of this report.

Exelon Overview

Exelon Generation

Power Generation



- One of the largest merchant fleets in the nation (~32 GW of capacity)
- One of the largest and best managed nuclear fleets in the world (~19 GW)
- Clean portfolio with natural gas, hydro, oil, wind, solar, and landfill gas in 16 states and Canada (~12 GW)

Constellation



- Leading competitive energy provider in the U.S.
- Customer-facing business, with ~2.5 M competitive customers and large wholesale business
- Top-notch portfolio and risk management capabilities
- Extensive suite of products including Power, Gas, RECs and Distributed Solar

Exelon Utilities

ComEd, PECO, BGE



- One of the largest electric and gas distribution companies in the nation (~7.8 M customers)
- Diversified across three utility jurisdictions – Illinois, Maryland and Pennsylvania
- Significant investments in Smart Grid technologies
- Transmission infrastructure improvement at utilities

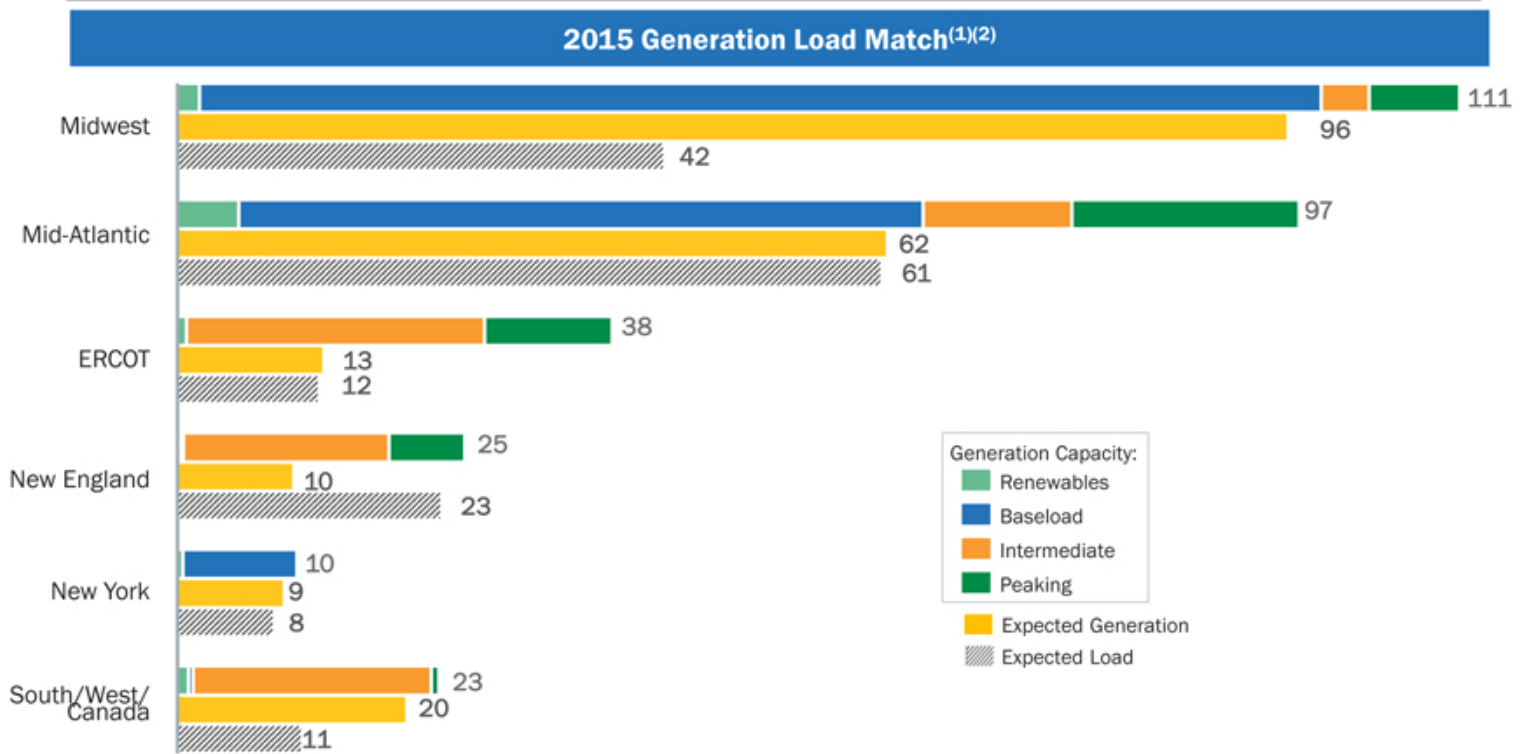
Competitive Business

Regulated Business

Exelon is one of the largest competitive integrated energy companies in the U.S.

Based on December 31, 2014

Our Generation to Load Strategy Provides Value to Our Shareholders



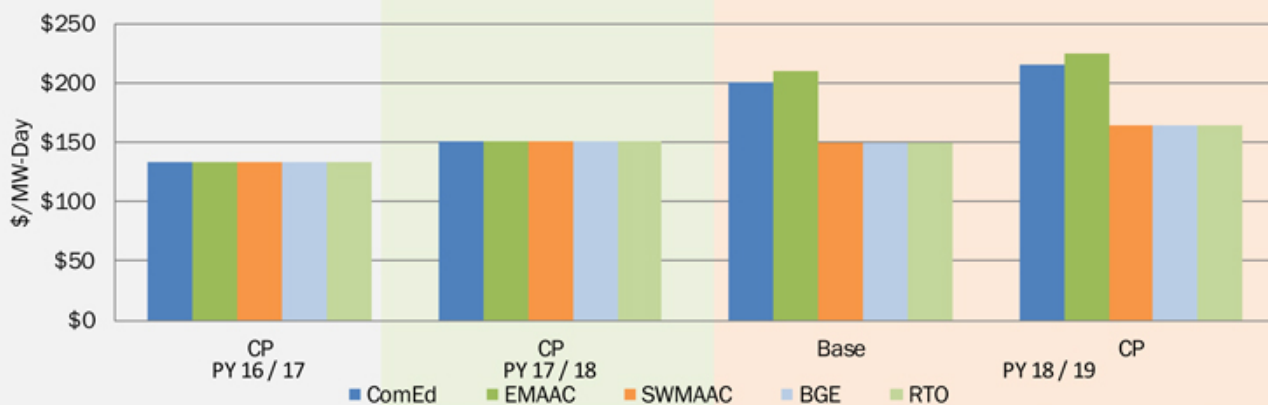
Generation Capacity, Expected Generation and Expected Load 2015 in TWh^(1,2)

Our generation to load matching strategy has served us well during high volatility (polar vortex) and low volatility (mild summer); Beyond gen/load matching, we actively create value in our power and gas portfolios

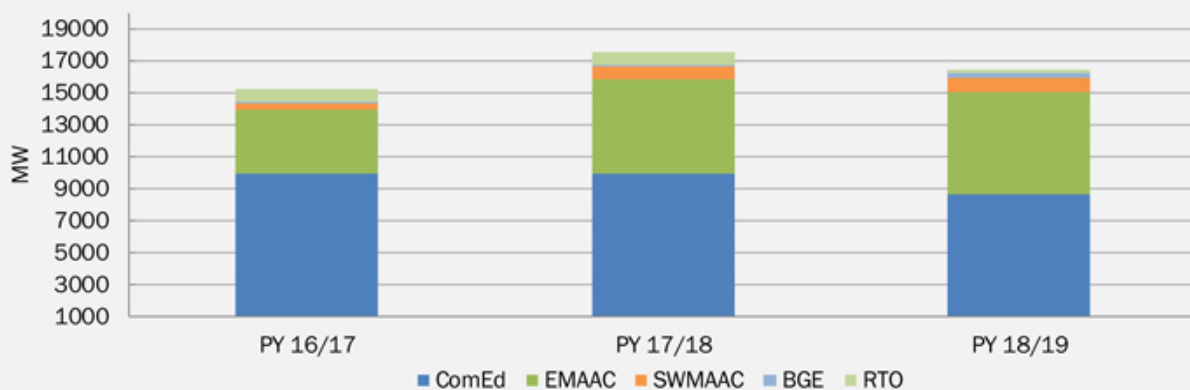
(1) Owned and contracted generation capacity converted from MW to MWh assuming 100% capacity factor (CF) for all technology types, except for renewable capacity which is shown at estimated CF. (2) Expected generation and load shown in the chart above will not tie out with load volume and ExGen disclosures; Load shown above does not include indexed products and generation reflects a net owned and contracted position; Estimates as of 6/30/2015.

Exelon's fleet is well positioned for the Capacity Performance Construct

Capacity Clearing Prices

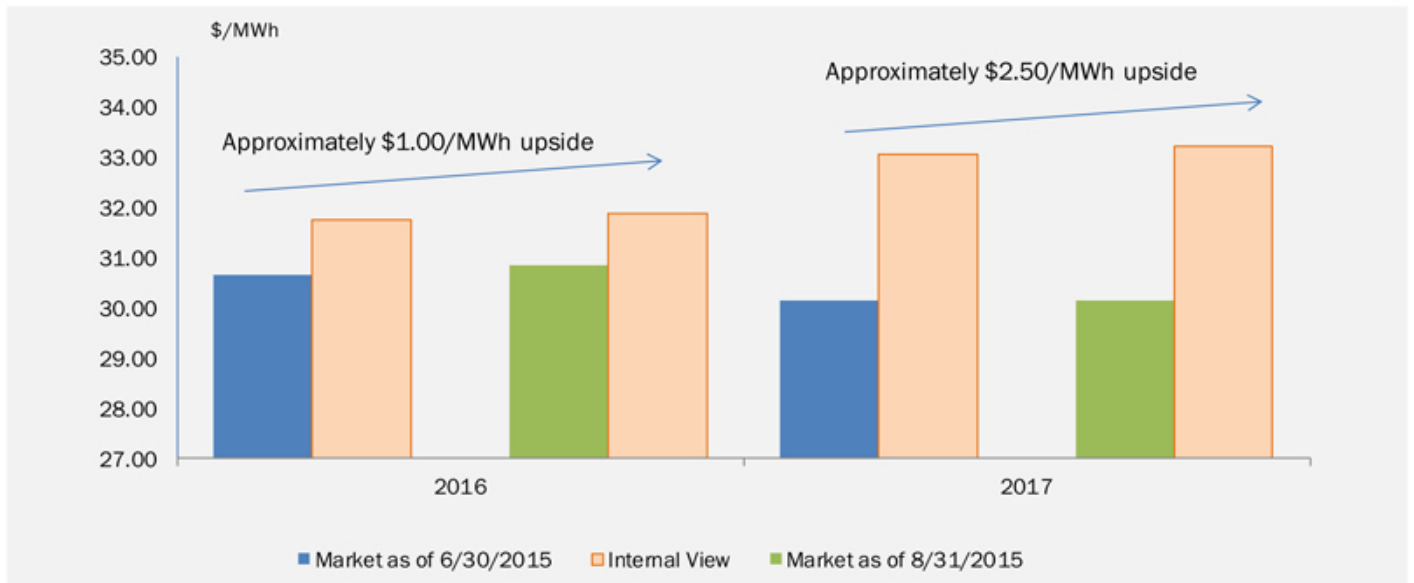


Capacity Performance Volumes Cleared



NiHub Market is Undervalued

NiHub Market versus Internal View



- We see upside as impact of coal retirements and potential for even modest load growth are not being factored into market prices
- Prices could get an additional boost from \$0.25-\$1.00 higher gas prices, primarily driven by increased demand due to exports

Power prices remain largely undervalued, even absent a recovery in gas; our portfolio management actions reflect this view